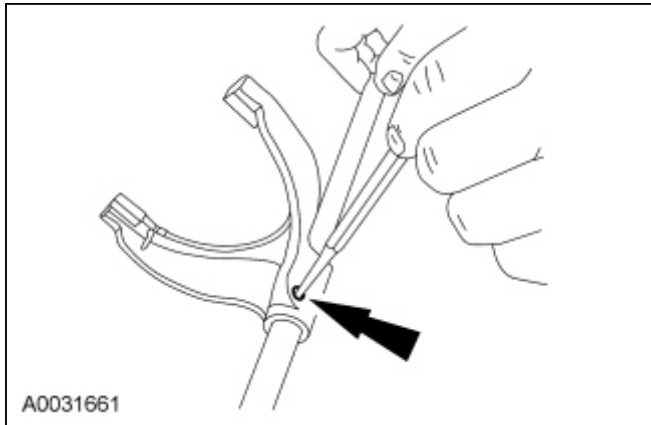


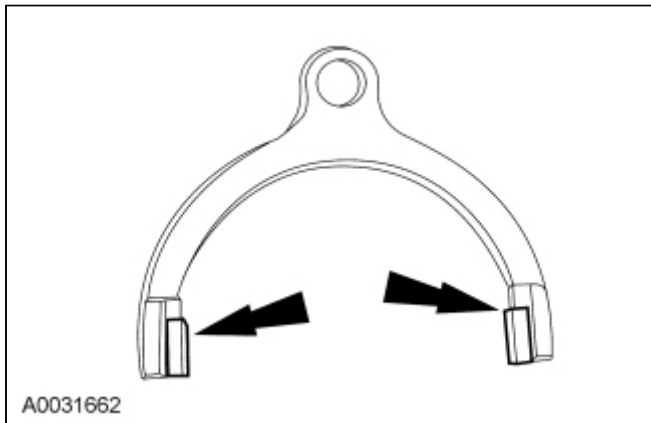
## Gearshift Rail and Fork

### Disassembly and Assembly

1. Using a 5/32-inch drift and a hammer, remove and discard the split pin. Slide the shift fork from the shift rail.

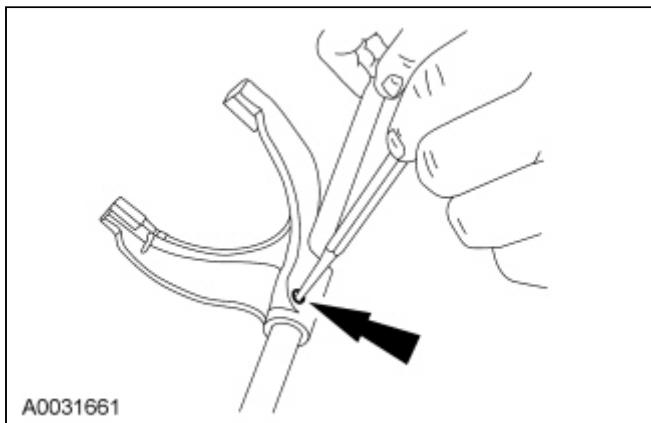


2. Remove the gearshift fork inserts.



3. **NOTICE:** Support the shift rail to prevent damage to the parts.

Position the gearshift fork on the shift rail. Align the split pin hole and install a new split pin.



4. Install the gearshift fork inserts.

